

Stereo microscopes
for Materials and Life Sciences

NexiusZoom
The new standard in microscopy

zoom microscopes



Euromex NexusZoom stereo microscopes enable you to observe your specimen with the highest precision in three dimensional imaging

These high quality stereo microscopes are perfect for analyzing all kinds of material surfaces and for preparing biological samples



FEATURES

- | | | | |
|---|--|----|-----------------------------|
| 1 | Trinocular port for camera (optional) | 6 | 3 W LED illumination |
| 2 | Binocular and trinocular heads with WF 10x/22 mm or -23 mm eyepieces | 7 | Long working distance |
| 3 | Zoom ratio 1: 6.7x or 1: 8.4x | 8 | Various ergonomic stands |
| 4 | 6.7x to 45x or 6.5x to 55x standard magnification | 9 | 3 W LED illumination |
| 5 | Configurations from 2 to 220x magnification | 10 | ESD safe coating (optional) |

NexiusZoom

standard & EVO

Designed to be superior in accuracy and color reproduction. Furthermore, the highest possible resolution is reached with virtually no aberrations. Multilayer optical coatings ensure minimal light absorption and crisp images in every contrast method. Experience in ergonomics has resulted in microscopes allowing long working sessions without fatigue

Using additional lenses and objectives, magnifications from 2 up to 220 times can be achieved

NexiusZoom

EYEPIECES

Extended Wide Field HWF 10x eyepieces with 22 mm field of view and adjustable diopter on both eyepieces

HEAD

- Binocular or trinocular heads with 45° inclined tubes
- Both eyepieces have ± 5 diopter adjustments
- The interpupillary distance is adjustable between 54 and 75 mm

OBJECTIVE

- Zoom 1:6.7 objective for 6.7x to 45x magnifications
- Field of view from 35 to 4.2 mm
- Working distance of 110 mm
- Auxiliary lenses 0.3x, 0.4x, 0.5x, 0.75x, 1.5x and 2.0x are available
- Standard microscope magnification from 6.7x to 45x
- Configurations from 2x to 180x magnification

All optics are anti-fungus treated and anti-reflection coated for maximum light throughput

NexiusZoom EVO

EYEPIECES

Extended Wide Field HWF 10x eyepieces with 23 mm field of view and adjustable diopter on both eyepieces

HEAD

- Binocular or trinocular heads are with 45° inclined tubes
- Both eyepieces have ± 5 diopter adjustments
- The interpupillary distance is adjustable between 54 and 75 mm

OBJECTIVE

- Zoom 1:8.4 objective for 6.5x to 55x magnifications
- Field of view from 33 to 4.9 mm
- Working distance of 110 mm
- Additional lenses 0.3x, 0.4x, 0.5x, 0.75x, 1.5x and 2.0x are available
- Standard microscope magnification from 6.5x to 55x
- Configurations from 2x to 220x magnification

All optics are anti-fungus treated and anti-reflection coated for maximum light throughput



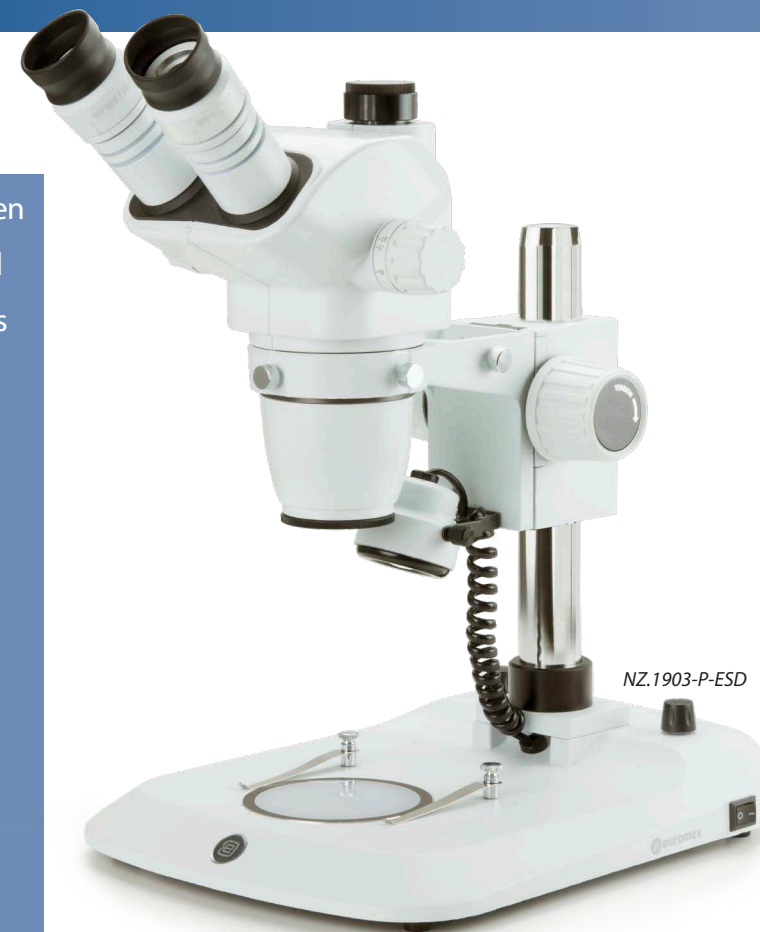
The newly optimized Greenough Optical System offers more depth of focus without compromising on low distortion and color aberration

NexusZoom

ESD

Electrostatic discharge (ESD) is the unwanted sudden flow of electricity between two electrically charged objects. ESD can cause a range of harmful effects as well as permanent damage to solid state electronic components

To solve this Euromex has introduced electrostatic protected microscopes in the NexusZoom range. Special electrostatic dissipative paint eliminating harmful electrostatic discharges makes the microscope suitable for all static-sensitive environments. Ideal for all kinds of industry, inspection and assembly applications



NZ.1903-P-ESD

ESD SAFE MICROSCOPES

Electrostatic protected microscopes for all kinds of industry, inspection and assembly applications



NZ.1903-U-ESD



NZ.1903-P-ESD

The body and stand of the microscope are coated with a special electrostatic dissipative paint eliminating harmful electrostatic discharges, thus making the microscope suitable for all static-sensitive environments

NexusZoom

for gemology

The specialized backwards tilting stand of the NexusZoom and NexusZoom EVO stereo microscope for gemology applications offers 30 W halogen transmitted illumination towards the specimen at oblique angles. This enables the examination of your gems in perfect darkfield conditions



NZ.1702-GEMF

fluorescence

LED

halogen



NZ.1902-GEML



The ergonomic tilting stand allows easy adjustment between 0 and 45°

STAND

Ergonomic stand with 0 to 45° backwards tilting arm, including 76 mm head holder, suitable for darkfield and brightfield. Built-in 100-240 V power supply

STAGE

Flat darkfield stage with clamp object holder, iris diaphragm and incident illumination. Clamp object holder can be placed on left or right side

ILLUMINATION

The gemology models are available with two stands. Both are equipped with intensity adjustable 30 W halogen transmitted illumination towards the specimen at oblique angles. This enables the examination of specimen in perfect darkfield conditions. The incident illuminations are either intensity adjustable 1 W LED or a 7 W fluorescent illumination for brightfield contrast



the adjustable iris enables easy light and contrast control

NexiusZoom stands

The NexiusZoom stereo microscopes are supplied with a large choice of objectives and stands. Long working distances enable working comfortably under the microscope. Ideal for education, laboratories and industry

The NexiusZoom stands can be combined with both NexiusZoom and NexiusZoom EVO binocular and trinocular heads. Choose your system from the pre-combined sets or combine a microscope head with the stand of your choice



S stand (4)

Ergonomic flat rack and pinion stand, including incident and transmitted 3 W LED illumination, built-in 100-240 V power supply. Both illumination intensities can be adjusted separately. Maximum object height 58 mm. Including 76 mm head holder
NZ.9010

PG stand (5)

Ergonomic pillar stand including two incident LED illuminations with self-sustaining Goosenecks and one transmitted 3 W LED illumination. Built-in 100-240 V power supply. Maximum object height 148 mm. Including 76 mm head holder
NZ.9018



P stand (1)

Ergonomic flat pillar stand, including incident and transmitted 3 W LED illumination, built-in 100-240 V power supply. Both illumination intensities can be adjusted separately. Maximum object height 148 mm. Including 76 mm head holder
NZ.9015

U stand (2)

Universal single-arm stand for free observation of (large) objects. Mounted on a heavy base for maximum stability. Supplied without illumination. However, a wide range of illumination systems is available. Maximum object height 213 mm. NZ.9090 or NZ.9095 head holder
NZ.9020

M stand (3)

Ergonomic pillar stand with rotating mirror for oblique darkfield illumination. Especially developed for embryo collection and transfer. 3 W LED, built-in 100-240 V power supply, both illumination intensities can be adjusted separately. Maximum object height 148 mm. Including 76 mm head holder
NZ.9042



NexiusZoom stands

B stand 6

Universal double-arm stand for free observation of (large) objects.
-For working comfortably under the microscope. Mounted on a heavy base for maximum stability. Guided double arm that allows titling of the head. Supplied without illumination. However, a wide range of illumination systems is available. Maximum object height 213 mm. NZ.9090 or NZ.9095 head holder
NZ.9030

BC stand 7

Identical to the B stand but with a table-clamp mount.
NZ.9090 or NZ.9095 head holder
NZ.9032



AP stand 8

Articulated stand for free observation of (large) objects. For working comfortably under the microscope. Mounted on a heavy base for maximum stability. Flexible jointed arm for maximum flexibility. Supplied without illumination. However, a wide range of illumination systems is available. Maximum object height 185 mm.
NZ.9081 head holder
NZ.9027

A stand 9

Identical to the AP stand but with a table-clamp mount.
NZ.9081 head holder
NZ.9025



Basic stand with illumination 10

Large 320 x 285 mm pillar stand including adjustable transmitted 3 W LED illumination and 76 mm head holder. Built-in 100-240 V power supply. Including 76 mm head holder
NZ.9005

Basic stand 11

Large 320 x 285 mm pillar stand without illumination. Including 76mm head holder.
NZ.9000

GEML stand 12

Specialized backwards tilting stand for gemology applications. Offers 30 W halogen transmitted illumination towards gems and stones at oblique angles in perfect darkfield and brightfield conditions. With stone holding tweezers and built-in Iris. Comes with additional 1 W LED incident illumination. Built-in 100-240 V power supply. Including 76 mm head holder
NZ.9035

GEMF stand 13

Identical to the GEML stand but with additional 7W fluorescent gas-discharge lamp incident illumination. Including 76 mm head holder
NZ.9037



NexiusZoom illumination

Good illumination of an object is crucial for stereo microscopy. When the correct illumination is chosen the details of the observed object becomes more distinct. Comfort and desired light intensity are the factors that determine the choice



Ring illuminators

The LE.1973 and LE.1974 produce a clear and intense white light, suitable for lengthy quality control applications

LE.1974 ①


72 LEDs Compact mid-level ring light illumination with segmented control of illumination for all standard applications. Works through built on control buttons for segmentation and intensity

LE.1973 ②

144 LEDs ring light with high illuminance and segmented control of illumination for all kinds of demanding applications. Operates through remote control for segmentation and intensity



Segmentation of LED's (LE.1973)



Cold-light illuminators

Cold-light illuminators are commonly used types of illumination. They are crucial when positionable high intensity illumination is required

LE.5207

Multifunctional dual 3 W LED adjustable light source with Gooseneck flexible. Equipped with two flexible Gooseneck arms with LED illuminator

LE.5210

The multi functional 100 Watt cold light source LE.5210 is a commonly used cold light illuminator with a 100 Watt halogen lamp. The light intensity is fully adjustable. Supplied without light guide

LE.5211 and LE.5211-LED

These multi-functional 150 Watt Halogen or 30 W power LED cold light sources guarantee users of the highest available light intensity. The light intensity is fully adjustable. Supplied without light guide (to be ordered separately)

LE.5212

The Euromex illumination station comes with independently controlled goosenecks, ring light and transmitted stage illuminator, making it a complete illumination solution. The base can be used as a stand-alone tabletop unit or it can be slid over a pole stand. The interchangeable 3W powerLED goosenecks allow flexible angle illumination, while the 24000 Lux ring light allows homogeneous illumination from above. The transmitted light stage illuminator (8000Lux) is designed for translucent objects



LE.5212 combined with a NZ.9000 stand and head (NZ.5902)



LE.5211 and LE.5211-LED

Mechanical stages & positioning tables

Stages can be an ideal tool for stereo microscopes when delicate positioning or heating of a specimen is needed

AE.1960 ①

Positioning table allows easy and precise positioning of objects when using high magnifications. The round positioning table AE.1960, Ø 20 cm is ideal for moving objects smoothly and precisely around a central point. Suitable for all free hanging stands



AE.5168-NZ ②

Heating stage with X/Y mechanical stage. Temperature range: up to 50°C. LED display for set temperature (1 degree) and measured temperature (0.1 degree). For -S and -P stands*



NZ.9505 ③

Mechanical 180 x 155 mm X-Y stage with 75 x 75 mm translation and transparent glass plate. For -S and -P stands*

The stages are designed for -S and -P stands. For other models, send your request

* Supplied with new microscopes only



NexiusZoom

models & magnifications

NEXIUSZOOM 0.67X - 4.5X (HWF 10X/22MM)

MODELS	Bino	Trino	Pillar stand (-P)	Rack & pinion stand (-S)	Universal stand (-U)	Boom stand on heavy base plate (-B)	Boom stand on table clamp (-BC)	Articulated arm stand on table clamp (-A)	Articulated arm stand on heavy base plate (-AP)	Gooseneck dual LED (-PG)	Mirror LED (-M)	Weight (kg)
NZ.1902-P	•		•									5.0
NZ.1902-PG	•		•							•		5.1
NZ.1902-M	•		•								•	4.9
NZ.1902-S	•			•								4.9
NZ.1902-U	•				•							15.6
NZ.1902-B	•					•						22.1
NZ.1902-BC	•						•					10.5
NZ.1902-A	•							•				8.6
NZ.1902-AP	•								•			20.7
NZ.1903-P		•	•									5.2
NZ.1903-PG		•	•							•		5.3
NZ.1903-M		•	•								•	5.1
NZ.1903-S		•		•								5.1
NZ.1903-U		•			•							15.7
NZ.1903-B		•				•						22.2
NZ.1903-BC		•					•					10.6
NZ.1903-A		•						•				8.7
NZ.1903-AP		•							•			20.8

NEXIUSZOOM EVO 0.65X - 5.5X (HWF 10X/23MM)

MODELS	Bino	Trino	Pillar stand (-P)	Rack & pinion stand (-S)	Universal stand (-U)	Boom stand on base plate (-B)	Boom stand on table clamp (-BC)	Articulated arm stand on table clamp (-A)	Articulated arm stand on base plate (-AP)	Gooseneck dual LED (-PG)	Mirror LED (-M)	Weight (kg)
NZ.1702-P	•		•									5.0
NZ.1702-PG	•		•							•		5.1
NZ.1702-M	•		•								•	4.9
NZ.1702-S	•			•								4.9
NZ.1702-U	•				•							15.6
NZ.1702-B	•					•						22.1
NZ.1702-BC	•						•					10.5
NZ.1702-A	•							•				8.6
NZ.1702-AP	•								•			20.7
NZ.1703-P		•	•									5.2
NZ.1703-PG		•	•							•		5.3
NZ.1703-M		•	•								•	5.1
NZ.1703-S		•		•								5.1
NZ.1703-U		•			•							15.7
NZ.1703-B		•				•						22.2
NZ.1703-BC		•					•					10.6
NZ.1703-A		•						•				8.7
NZ.1703-AP		•							•			20.8

COMPATIBILITY TABLE AUXILIARY LENSES

MODELS	0.3x magnification	0.4x magnification	0.5x magnification	0.75x magnification	1.5x magnification	2x magnification
NZ.9000/9005			•	•	•	•
NexiusZoom-P, -M, -PG		•		•	•	•
NexiusZoom-S				•	•	
NexiusZoom-A, -AP	•	•	•	•	•	•
NexiusZoom-ESD	•	•	•	•	•	•
NexiusZoom-U, -B, -BC				•	•	•

NEXIUSZOOM ESD 0.67X - 4.5X (HWF 10X/22MM)

MODELS	Binocular	Trinocular	Pillar stand (-P)	Rack & pinion stand (-S)	Universal stand (-U)	Boom stand (-B)	Weight (kg)
NZ.1902-P-ESD	•		•				5.0
NZ.1902-S-ESD	•			•			4.9
NZ.1902-U-ESD	•				•		15.6
NZ.1902-B-ESD	•					•	22.1
NZ.1903-P-ESD		•	•				5.2
NZ.1903-S-ESD		•		•			5.1
NZ.1903-U-ESD		•			•		15.7
NZ.1903-B-ESD		•				•	22.2

Magnifications

NexiusZoom standard & ESD: Working distance and field of view with standard HWF 10x / 22 High Wide Field eyepieces

Zoom indication	Auxiliary lens 0.3x WD 287 mm		Auxiliary lens 0.4x WD 220 mm		Auxiliary lens 0.5x WD 183 mm		Auxiliary lens 0.75x WD 105 mm		Objective 1x (standard) WD 110 mm		Auxiliary lens 1.5x WD 53 mm		Auxiliary lens 2x WD 34 mm	
	Total mag.	FoV in mm	Total mag.	FoV in mm	Total mag.	FoV in mm	Total mag.	FoV in mm	Total mag.	FoV in mm	Total mag.	FoV in mm	Total mag.	FoV in mm
0.67	2.0	109.5	2.7	82.1	3.35	65.7	5.0	43.8	6.7	32.8	10.1	21.9	13.4	16.4
0.7	2.1	104.8	2.8	78.6	3.5	62.9	5.3	41.9	7.0	31.4	10.5	21.0	14.0	15.7
0.8	2.4	91.7	3.2	68.8	4.0	55.0	6.0	36.7	8.0	27.5	12.0	18.3	16.0	13.8
1.0	3.0	73.3	4.0	55.0	5.0	44.0	7.5	29.3	10.0	22.0	15.0	14.7	20.0	11.0
1.5	4.5	48.9	6.0	36.7	7.5	29.3	11.3	19.6	15.0	14.7	22.5	9.8	30.0	7.3
2.0	6.0	36.7	8.0	27.5	10.0	22.0	15.0	14.7	20.0	11.0	30.0	7.3	40.0	5.5
3.0	9.0	24.4	12.0	18.3	15.0	14.7	22.5	9.8	30.0	7.3	45.0	4.9	60.0	3.7
4.0	12.0	18.3	16.0	13.8	20.0	11.0	30.0	7.3	40.0	5.5	60.0	3.7	80.0	2.8
4.5	13.5	16.3	18.0	12.2	22.5	9.8	33.8	6.5	45.0	4.9	67.5	3.3	90.0	2.4

NexiusZoom EVO: working distance and field of view with standard High Wide Field (HWF) 10x / 23 eyepieces

Zoom indication	Auxiliary lens 0.3x WD 287 mm		Auxiliary lens 0.4x WD 220 mm		Auxiliary lens 0.5x WD 183 mm		Auxiliary lens 0.75x WD 105 mm		Objective 1x (standard) WD 110 mm		Auxiliary lens 1.5x WD 53 mm		Auxiliary lens 2x WD 34 mm	
	Total mag.	FoV in mm	Total mag.	FoV in mm	Total mag.	FoV in mm	Total mag.	FoV in mm	Total mag.	FoV in mm	Total mag.	FoV in mm	Total mag.	FoV in mm
0.65	1.95	117.9	2.6	88.5	3.25	70.8	4.9	47.2	6.5	35.4	9.8	23.6	13.0	17.7
1.0	3.0	76.7	4.0	57.5	5.0	46.0	7.5	30.7	10.0	23.0	15.0	15.3	20.0	11.5
1.5	4.5	51.1	6.0	38.3	7.5	30.7	11.3	20.4	15.0	15.3	22.5	10.2	30.0	7.7
2.0	6.0	38.3	8.0	28.8	10.0	23.0	15.0	15.3	20.0	11.5	30.0	7.7	40.0	5.8
2.5	7.5	30.7	10.0	23.0	12.5	18.4	18.8	12.3	25.0	9.2	37.5	6.1	50.0	4.6
3.0	9.0	25.6	12.0	19.2	15.0	15.3	22.5	10.2	30.0	7.7	45.0	5.1	60.0	3.8
3.5	10.5	21.9	14.0	16.4	17.5	13.1	26.3	8.8	35.0	6.6	52.5	4.4	70.0	3.3
4.0	12.0	19.2	16.0	14.4	20.0	11.5	30.0	7.7	40.0	5.8	60.0	3.8	80.0	2.9
4.5	13.5	17.0	18.0	12.8	22.5	10.2	33.8	6.8	45.0	5.1	67.5	3.4	90.0	2.6
5.0	15.0	15.3	20.0	11.5	25.0	9.2	37.5	6.1	50.0	4.6	75.0	3.1	100.0	2.3
5.5	16.5	13.9	22.0	10.5	27.5	8.4	41.3	5.6	55.0	4.2	82.5	2.8	110.0	2.1

WD = working distance, OH = object height, FoV = Field of view, Total mag. = total magnification



Digital Solutions
for NexiusZoom

The Euromex digital solution products offer quick and accurate solutions for all industrial applications. Systems for computer and/or stand-alone use are available, all with calibrated measurement functions

Check product quality, save images or videos, generate reports with great ease, high speed and accuracy

This is a selection of the most popular cameras in the field

Detailed information and all models are available in our camera brochure



Digital Solutions
CMEX 5, 10 & 18 PRO

The CMEX-5 Pro, -10 Pro and -18 Pro cameras are equipped with a 5.1, 10 or 18 MP CMOS sensor with 12 bits grayscale conversion and a 24 bits color rendering. These cameras are equipped with a USB-3 data interface enabling fast frame rate and are supplied with ImageFocus Alpha software

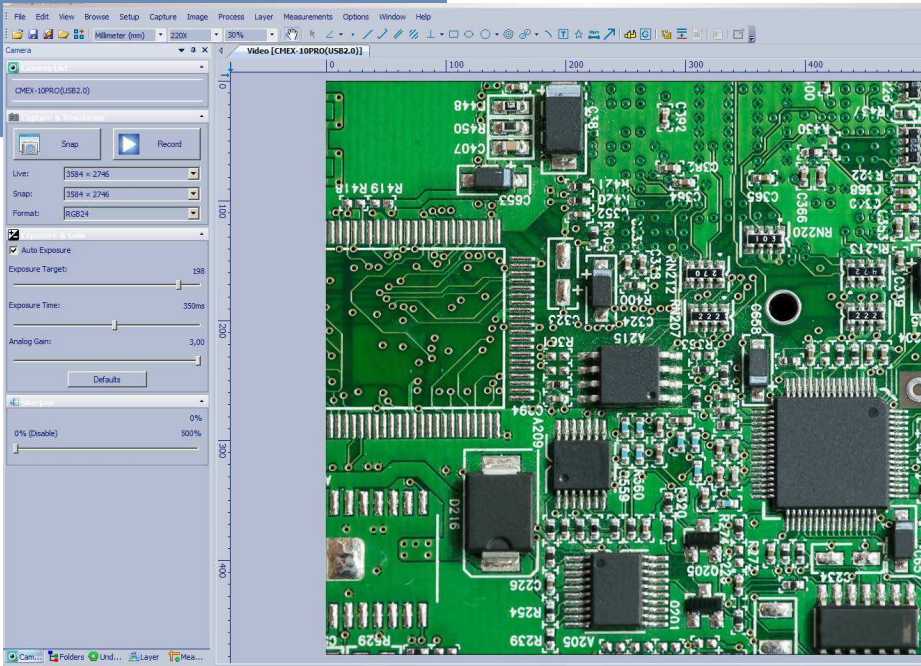


CMEX-18 Pro

ADVANCED CMEX USB-3, CAMERAS WITH CMOS SENSOR

Besides capturing images and videos, the software allows measurements on still and live images and annotations on captured images

Compatible with Windows 7, 8 and 10, both 32 and 64 bits configurations. A 2 GB RAM 2.8 GHz computer and 17 inch display is recommended. Also supplied with a Mac OS version.



The CMEX-5 Pro, -10 Pro and -18 Pro cameras are supplied with USB-3 cable, 30.0 and 30.5 mm adapters to use with stereo microscopes, 1mm/100 (10µm/division) calibration slide. The CMEX-5 Pro, -10 Pro and -18 Pro are supplied with a 0.5x C-mount objective

MODELS	Sensor	Sensor size (inch)	Pixels size (µm)	Exposure time	Resolutions	Max. frames (p/sec)	Signal/Noise (db)	Dynamic (db)	Sensitivity V/ lux-sec	Product number
CMEX-5 Pro	CMOS	1/2.5"	2.2 x 2.2	1 ms ~ 2000 ms	2560 x 1922	14	39	68.0	1.76	DC.5000-PRO
					1270 x 960	39				
					640 x 480	100				
CMEX-10 Pro	CMOS	1/2.3"	1.67 x 1.67	1 ms ~ 2000 ms	3584 x 2746 1792 x 1372	8 25	35.5	63.5	0.31	DC. 10000-PRO
CMEX-18 Pro	CMOS	1/2.3"	1.25 x 1.25	1 ms ~ 2000 ms	4912 x 3684	6	42	65	1.3	DC. 18000-PRO
					2456 x 1842 1228 x 922	18 32				

Digital Solutions

VC.3034, VC.3036 & VC.3038



The Euromex HD cameras offer the perfect solution to modern microscopy where real-time images are needed. There is no longer a need for use of a computer, because the software is built into the camera and the image can be displayed on any HDMI screen. Save high resolution images and calibrated measurements directly from the camera onto the integrated SD card

HD CAMERAS

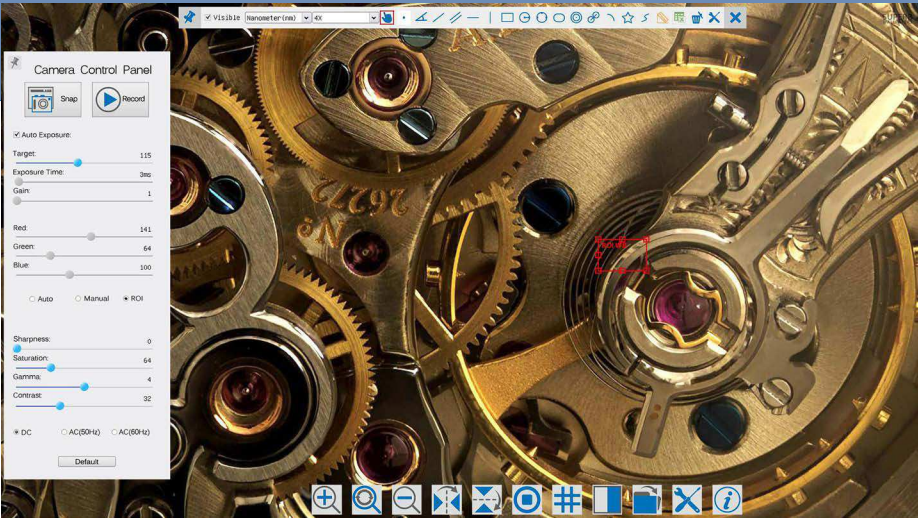
The cameras are equipped with high sensitive sensors for low and intense light conditions and are also suitable for coaxial illumination and machine vision applications. The real-time images generated with this camera provide excellent color rendering with frame speeds up to 60 fps

STAND-ALONE MODE

To use these cameras you do not need a computer or have any computer knowledge. Most camera settings are done automatically and therefore these cameras are very user friendly. This results in faster, more flexible and compact working conditions. Simply connect the camera to a high definition HD screen, HD TV with a HDMI input and the system is ready to go. The mouse-driven built-in software of the camera enables captured images and recorded videos (1) to be saved on the integrated SD memory card. Do you still prefer to work via your pc? No problem, just connect the USB cable and enjoy the ImageFocus image analysis software

The popular HD-Ultra and HD-Pro are two of the most popular cameras, the captured images or recorded video's can be very easily reviewed or replayed on the HD screen. Even a full range of calibrated measuring functions are included

⁽¹⁾ English, German, Italian, French, Japanese, Korean, simplified Chinese, traditional Chinese
⁽²⁾ English, Simplified Chinese, Traditional Chinese, Korean and Thai



BUILT-IN SOFTWARE FEATURES (HDMI MODE)

MODELS	HD-Autofocus VC.3034	HD-Ultra VC.3036	HD-Pro HDMI VC.3038
Image capturing	JPEG 1920x1080 pixels	JPEG 3261x1840 pixels	JEPG 1920 x1080 pixels
Video recording	ASF 1920x1080 pixels	AVI 1920x1080 pixels	ASF 1920x1080 pixels
Browse saved images	•	•	•
Browse saved videos	no	•	•
SD card storage	16 GB (max. 32 GB)	8 GB (max. 32 GB)	16 GB (max. 32 GB)
Mouse driven	•	•	•
Auto Exposure	•	•	•
Exposure time	0.06 ~ 918 ms	0.001s ~ 10 s	0.036 ~ 8000 ms
Gain	•	•	•
RGB & white balance	•	•	•
Gamma	•	•	•
Sharpness	•	•	•
Noise reduction	Standard	3D algorithm	Standard
Saturation & contrast	•	•	•
Horiz. & vert. flip	•	•	•
Grids	multi grid	cross and multi grid	User defined grid
Autofocus	•	--	--
Compare function	•	•	•
Measurement functions	live image only	live and captured images	live and captured images
Calibration table	•	•	•
Line & free curve	•	•	•
Polygon & rectangle	•	•	•
Angle	•	•	•
Circle 3 points	•	•	•
Circle radius	•	•	•
Export function	CSV	CSV, Txt	CSV
Languages	5 ⁽⁴⁾	8 ⁽¹⁾	5 ⁽²⁾



accessories and spare parts

HEADS & EYEPIECES

- NZ.5302** NZ binocular head 0.67-4.5x without head holder
- NZ.5303** NZ trinocular head 0.67-4.5x without head holder
- NZ.5312** NZ EVO binocular head 0.65-5.5x without head holder
- NZ.5313** NZ EVO trinocular head 0.65-5.5x without head holder

- NZ.6010** Pair of HWF 10x/22 mm eyepieces
- NZ.6010-C** HWF 10x/22 mm eyepiece only with crosshairs
- NZ.6010-CM** HWF 10x/22 mm eyepiece only with 10/100 micrometer and crosshairs
- NZ.6015** Pair of HWF 15x/16 mm eyepieces for NZ
- NZ.6020** Pair of HWF 20x/12 mm eyepieces for NZ
- NZ.6099** Pair of eyecups for NZ
- NZ.6110** HWF 10x/22 mm eyepiece with crosshairs and 10/100 micrometer for NZ
- NZ.6210** Pair of HWF 10x/23 mm eyepieces for NZ EVO
- NZ.6210-C** HWF 10x/22 mm eyepiece only with crosshairs for NZ EVO
- NZ.6210-CM** HWF 10x/22 mm eyepiece only with 10/100 micrometer and crosshairs for NZ EVO



NZ.6210-CM

AUXILIARY LENSES

- NZ.8903** Additional 0.3x lens for NZ. Working distance 287 mm. Only suitable for models with pillar or boom stands
- NZ.8904** Additional 0.4x lens for NZ. Working distance 220 mm. Only suitable for models with universal or boom stands
- NZ.8905** Additional 0.5x lens for NZ. Working distance 183 mm. Only suitable for models with pillar or boom stands
- NZ.8907** Additional 0.75x lens for NZ. Working distance 105 mm. Only suitable for models with pillar or boom stands
- NZ.8915** Additional 1.5x lens for NZ. Working distance 53 mm
- NZ.8920** Additional 2.0 lens for NZ. Working distance 34 mm
- NZ.8950** Protection glass window for NZ

STANDS

- NZ.9000** Ergo pillar stand without illumination
- NZ.9005** Ergo pillar stand with adjustable transmitted 3W LED illumination
- NZ.9010** Ergo rack & pinion stand with incident and transmitted 3W LED illuminators
- NZ.9015** Ergo pillar stand with incident and transmitted 3W LED illuminators
- NZ.9018** Ergonomically designed pillar stand with two 3W gooseneck type incident LED illuminations on each side and a 3W transmitted LED illumination
- NZ.9020** Universal one-arm stand without NZ head holder
- NZ.9025** Black universal stand with table clamp without NZ head holder
- NZ.9027** Black universal stand with heavy baseplate without NZ head holder
- NZ.9030** Universal double-arm boom stand without NZ head holder
- NZ.9032** Universal two-arm stand with table clamp without NZ head holder
- NZ.9042** Stand with rotating mirror and indirect transmitted LED illumination

HEADHOLDERS



NZ.9095

- NZ.9081** Head 76 mm holder for NZ and black universal stand NZ.9025/NZ.9027
- NZ.9090** NZ head holder for NZ.9020/9030/9032 pillar stands
- NZ.9095** NZ head holder with fine coarse for NZ.9020/9030/9032 pillar stands. Only available with new microscopes

STAGES

- NZ.9505** Mechanical 180 x 155 mm X-Y stage with 75 x 75 mm translation and transparent glass plate
- NZ.9524** 360° rotatable round stage with built-in polarization filter for NZ
- NZ.9525** 360° rotatable analyzer in mount to be screwed under head of NZ
- AE.1960** Round positioning table

MISCELLANEOUS

- AE.1112** Micrometer 76 x 26 mm slide, 50 mm/500 divisions, 100 µm per division
- PB.5245** Lens cleaning paper, 100 sheets per pack
- PB.5274** Iso propyl alcohol 99%, 200 ml
- PB.5275** Cleaning kit: lens fluid, lint free lens tissue/paper, brush, air blower, cotton swabs
- PB.5276** Microscope maintenance and servicing kit, 16pcs: cleaning brush, 6 pcs screwdriver set, air blower, 3 pcs Allen key 1.5, 2, 2.5 mm, lens cleaning fluid 20 ml, cleaning cloth 140 x 140 mm, 100 pcs Lens tissue sheets, tube of maintenance grease, 10 ml bottle of oil, packed in a toolbox

- NZ.9520** Polarization kit for NZ: 360° rotatable round stage with built-in polarization filter (NZ.9524) + analyzer in mount to be screwed under head (NZ.9525)
- NZ.9040** Darkfield attachment for NZ
- NZ.9570** Pair object clamps for standard stage
- NZ.9572** Adjustable GEM object clamp for P, PL and S stand of NZ


- NZ.9833** C-mount adapter with 0.33x lens for 1/3 inch cameras
- NZ.9850** C-mount adapter with 0.5x lens for 1/2 inch cameras

- NZ.9950** Standard plexi-glass object plate, opaque, with black border
- NZ.9956** Pair of object stage plates (black/white)
- NZ.9958** Standard glass object plate, opaque

- NZ.9983-R** 3W LED replacement unit for NZ, incident illumination
- NZ.9983** 3 W LED replacement unit for NZ, transmitted illumination

- AE.5130** Universal SLR adapter with built-in 2x lens for standard 23.2 mm tube. Needs T2 adapter
- AE.5025** T2 ring for Nikon D SLR digital camera
- AE.5040** T2 ring for Canon EOS SLR digital camera

- AE.5168-NZ** Heating stage for NZ microscope stage
NZ = NexiusZoom



AE.1112




NZ.9520



NZ.9040

ILLUMINATION

- LE.1974** Ring illuminator with 72 LEDs with adjustable light intensity. External power supply 110-240 Vac / 12 Vdc (50/60 Hz). With segment controller. Brightness of 20,000 Lux at 100 mm distance and color temperature of 6500 K. Mounting for stereo head with diameter from 25 to 61 mm
- LE.1973** Ring illuminator with 144 LEDs with adjustable light intensity. External power supply 100-240 Vac / 12 Vdc (50/60 Hz). With segment controller. Brightness of 23,000 Lux at 100 mm distance and color temperature of 6500 K. Mounting for stereo head with diameter from 25 to 61 mm
- LE.5210** Euromex cold light illuminator EK-1, 100 W, 110V and 230V models available
- LE.5211** Euromex cold light illuminator, 150 W halogen, 110 V and 230 V models available
- LE.5211-LED** Euromex cold light illuminator LED, 30W high power LED
- LE.5214** Dual arm light conductor, Gooseneck self-sustaining, 50 cm long, 4 mm diameter core
- LE.5215** Triple arm light conductor, Gooseneck elf-sustaining, 50 cm long, 4 mm diameter core
- LE.5222** Focusing head suitable for focusing lens LE.5214 and LE.5215 needs LE.5224
- LE.5224** Aspherical focusing lens for mounting in LE.5222
- LE.5207** Multifunctional dual 3 W LED adjustable light source with Gooseneck flexible. Equipped with two flexible gooseneck arms with LED illuminator
- LE.5260** Interchangeable high power (standard) white 6500 K light guide for NZ.9018/LE.5207/LE.5212, 1 pc (ill. A)
- LE.5261** Interchangeable high power 365 nm flexible arm for NZ.9018/LE.5207/LE.5212, 1 pc (ill. B)
- LE.5262** Interchangeable high power 395 nm flexible arm for NZ.9018/LE.5207/LE.5212, 1 pc (ill. C)
- LE.5263** Interchangeable high power 420 nm flexible are for NZ.9018/LE.5207/LE.5212, 1 pc (ill. D)
- LE.5264** Polarization filter, screw on type for Interchangeable self-sustaining gooseneck-type guides for NZ.9018, LE.5207 or LE.5212, 1 pc



Warning:
For your own safety it is highly recommended to wear protective orange glasses when using the 365 nm gooseneck



NexiusZoom



EUROMEX MICROSCOPEN BV

is a leading manufacturer of microscopes and other optical instruments. Founded in 1966, Euromex has become a world-class supplier of biological and stereo microscopes

The corporate office is based in Arnhem, The Netherlands. A facility with a 2.000 m² conditioned logistics warehouse, an opto-mechanical workshop, an R&D department and a high-level quality control department

Around the world, Euromex operates in more than 80 countries through distributors, resellers and agents. A wide variety of customers such as schools and educational institutes, clinical and research laboratories and a broad range of industrial customers are using Euromex microscopes

DISCLAIMER

All information and materials contained on this website have been prepared solely for the purpose of providing general information about the products offered by Euromex Microscopen bv. The content of and all information published on this website are provided in good faith as a convenience to you and may be used for information purposes only and at all times in accordance with these terms of access

Euromex Microscopen bv does not warrant the completeness or accuracy of information obtained from its website and does not undertake to update or correct its content or the information and/or materials contained on it on a regular basis

Euromex Microscopen bv reserves the right to make improvements and/or changes to (including the removal of) the products described or referred to on the website and to delete and/or move any such information at any time and without notice

Euromex is a registered trademark of Euromex Microscopen bv



The Euromex Quality System is certified according to ISO 9001:2015 and supports our pursuit of continuous improvement and our on-going commitment to provide our world-wide customers assurance of product quality

GLOBAL HEADQUARTERS

Euromex Microscopen bv

Papenkamp 20
6836 BD Arnhem
The Netherlands
Tel: +31 (0) 26 323 22 11
info@euromex.com

EUROPEAN SALES OFFICE

Euromex Microscopen Spain sl

Carretera de Barcelona 88, Entresuelo
Esc. B - Local 9
08302 Mataró, Spain
Tel: +34 (0) 937 415 609
info@euromex.com

